



## MODEL J5N 33.340 FD

6x4 15.5m<sup>3</sup> TIPPER (hub-reduction)

# MODEL J5N 33.340 FD

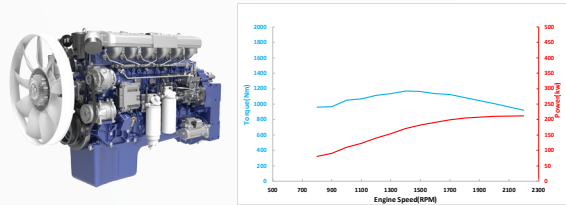
## 6x4 15.5m<sup>3</sup> TIPPER (hub-reduction)

### CAB

Cab Control	Forward Tilt Cab
Seating	Driver + 1 Passenger
Type/Extras	Sleeper Cab with Aircon, Radio with USB, Suspension seat

### ENGINE

Make & Model	WP10.340E32
Capacity	9 726 cm <sup>3</sup>
Layout & Type	6 cylinder in line, water cooled, turbo charged & intercooled
Power @ r/min (kW)	250 @ 2 200rpm
Torque @ r/min (Nm)	1 350 @ 1 200 - 1 600



### TRANSMISSION

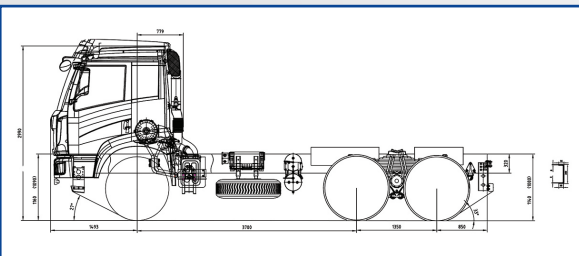
Make & Model	FAW CA9TB160M
Type	9 Speed Manual Syncromesh
Forward Ratios	14.34; 10.04; 7.10; 5.05; 3.71; 2.70; 1.92; 1.36; 1.0
Reverse Ratio	8.63

### CLUTCH

Diameter	430 mm
Type	Single Plate
Operation	Hydraulic-Air Assisted

### STEERING

Gear Ratio	23:1
Type	Recirculating Ball
Operation	Power Assisted



### PERFORMANCE

Gradeability @ V	Max 36%
Permissible Road Speed	80km/h

### AXLES

Front Axle	I- Beam section (Forged Steel)
Rear Axle - Gearing Type	Full Floating Hub Reduction
Rear Axle Ratio	5.26:1

### BRAKES

System Type	Full Air - Dual Circuit with ABS
Park/Emergency System	Spring Brake/Rear Booster

### FUEL TANK

Number	One
Total Capacity	400 Litre

### ELECTRICAL SYSTEM

System Voltage & Type	24V Negative Earth
No. of Batteries	Two X 12V

### CHASSIS

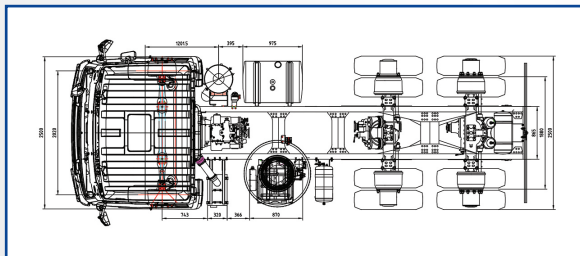
Type	Straight Ladder Type - Riveted
Front Suspension	Semi-Elliptical Leaf Spring with Double Acting Shock Absorbers
Rear Suspension	Semi-Elliptical Leaf Springs

### WHEELS

Tyre Size	315/80R22.5-18PR
Rim Size	9.00 X 22.5
Type	Tubeless Radial

### BODY SPECIFICATION

Description	15.5m <sup>3</sup> Hub-Reduction Tipper (Complete)
Material	5200*2300*1300; (floor 8mm, side 4mm) 850 High Strength Steel



### MASS DATA

	kg
Manufacturer's Gross Vehicle Mass (GVM)	33 000
Manufacturer's Gross Combination Mass (GCM)	50 000
Manufacturer's Front Axle Mass (GA Front)	9 000
Manufacturer's Rear Axle Mass (GAU Rear)	24 000
Permissible Gross Vehicle Mass (V)	25 700
Permissible Gross Combination Mass (D/T)	50 000
Permissible Front Axle Mass (A Front)	7 700
Permissible Rear Axle Mass (A Rear)	18 000
Unladen Front Axle Mass (T Front)	4 520
Unladen Rear Axle Mass (T Rear)	5 010
Unladen Mass Total (Tare)	9 530
Body and Payload Allowance	16 170

### DIMENSIONS

	mm
Wheelbase (WB)	3 500 + 1 350
Overall Length (OL)	7 393
Cab Length (A)	2 272
Overall Width (OW)	2 500
Overall Height (OH)	2 990
Front Overhang (D)	1 493
Rear Overhang (ROH)	850
Cab to Rear Axle (CA)	3 533
Recommended Body Length	5 200
Cab to End of Chassis (F)	5 120
Minimum Turning Radius	9 500
Minimum Turning Diameter	19 000
Ground Clearance	300
Track - Front	2 020
Track - Rear	1 880
Chassis Outer Width	865
Chassis Inner Width	640

The above specifications are not binding - subject to change without prior notice.